



















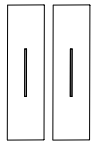
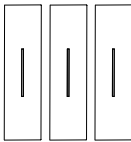
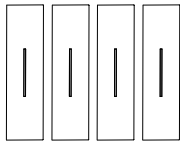
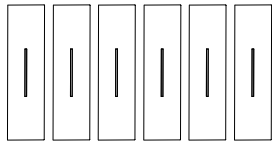


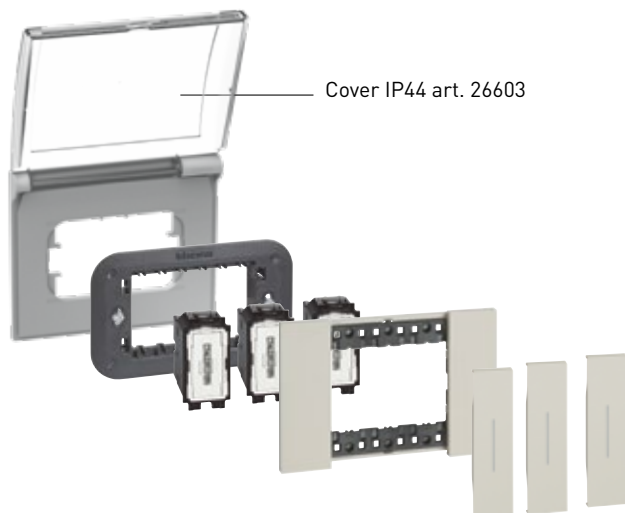
# INSTALLATION

## SELECTION TABLE

Flush mounted boxes	2 modules  <b>502E</b> (70x70x50 mm)	3 modules  <b>503E</b> (108x74x53.5 mm)	4 modules  <b>504E</b> (133x74x53.5 mm)	6 modules  <b>506L</b> (183.5x90x53.5 mm)
Plasterboard boxes	 <b>PB502N</b> (∅ 71x50.5 mm)	 <b>PB503N</b> (110x71x52 mm)	 <b>PB504N</b> (132.5x71x52 mm)	 <b>PB506N</b> (183x71x52 mm)
Supports	 <b>K4702</b> (*)	 <b>K4703</b> with screws	 <b>K4704</b> with screw	 <b>K4706</b> with screw
No. of function modules	 2 modules	 3 modules	 4 modules	 6 modules
Living Now cover plates	 <b>KA4802...</b>	 <b>KA4803...</b>	 <b>KA4804...</b>	 <b>KA4806...</b>
No. of 1-module covers required for the completion of the light point	 2 covers	 3 covers	 4 covers	 6 covers

\* **Note:** supplied without screws. Fastening using the screws supplied with boxes 502E and PB502N.

## PROTECTED INSTALLATIONS



Cover IP44 art. 26603



- **Note:** protective shell supplied with supports, available in all modularities.

### To be used:

- at the site, before the installation of cover plates and covers
- after removing cover plates and covers when painting the walls